

Welcome to the world of virtual meetings, Zoom is one of many virtual meeting systems. You can use Zoom directly through the browser, but we recommend using the app on your PC/Mac preferably, or your smart phone.

Below you will find instruction for installing zoom for the first time, once you have done your first meeting, these steps will not need to be done again. If you have not used Zoom before I recommend you start this at least 10-15 minutes before your first meeting (but you can do it any time before).

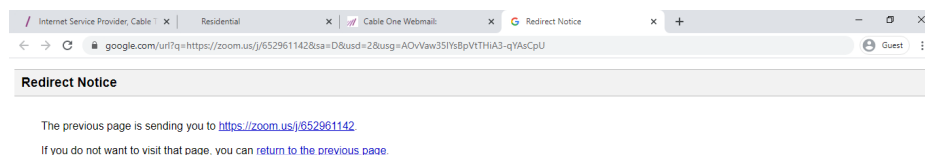
When you join the meeting, we asked that you use your first and last name (not nick names like spikedriver57), this will help us see who is on the call. You do not have to create an account with zoom unless you want to start you own meetings, but you will be asked for your name and email. The link below will show you how to change your display name before or during the meeting.

<https://www.youtube.com/watch?v=yx8mLR76ukA>

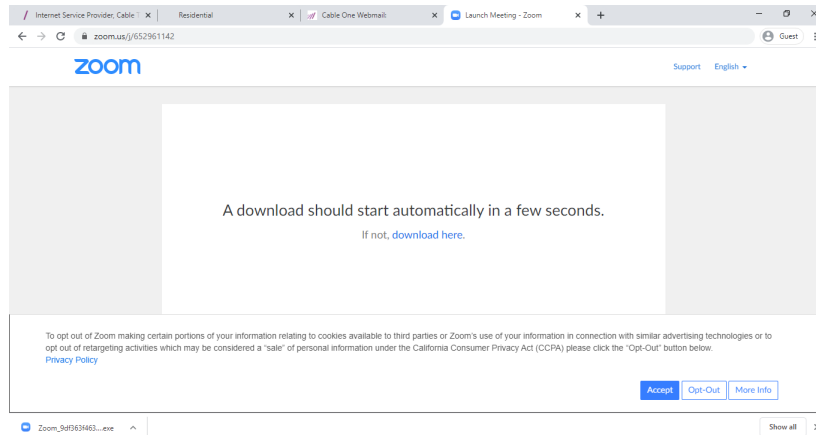
Zoom is supported on the following platforms, **but a PC/Mac will work better for viewing shared content. You don't have to have a camera to use Zoom, others will just not be able to see you, but you do need a Mic if you want to talk.**

- macOS X with macOS 10.7 or later
- Windows 10
- Windows 8 or 8.1
- Windows 7
- Windows Vista with SP1 or later
- Windows XP with SP3 or later
- Ubuntu 12.04 or higher
- Mint 17.1 or higher
- Red Hat Enterprise Linux 6.4 or higher
- Oracle Linux 6.4 or higher
- CentOS 6.4 or higher
- Fedora 21 or higher
- OpenSUSE 13.2 or higher
- ArchLinux (64-bit only)
- Chromebook/Chrome OS (install app from [Chrome Web Store](#)).

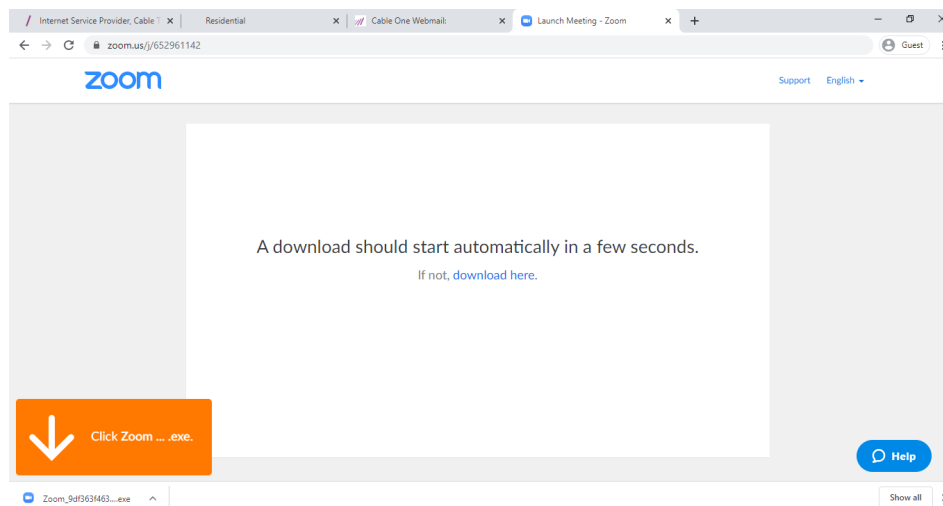
When a meeting has been scheduled you will receive a link to the Zoom meeting in an email or some other source. Once you click on the link you might get a screen link below, if so, click on the sending to link.



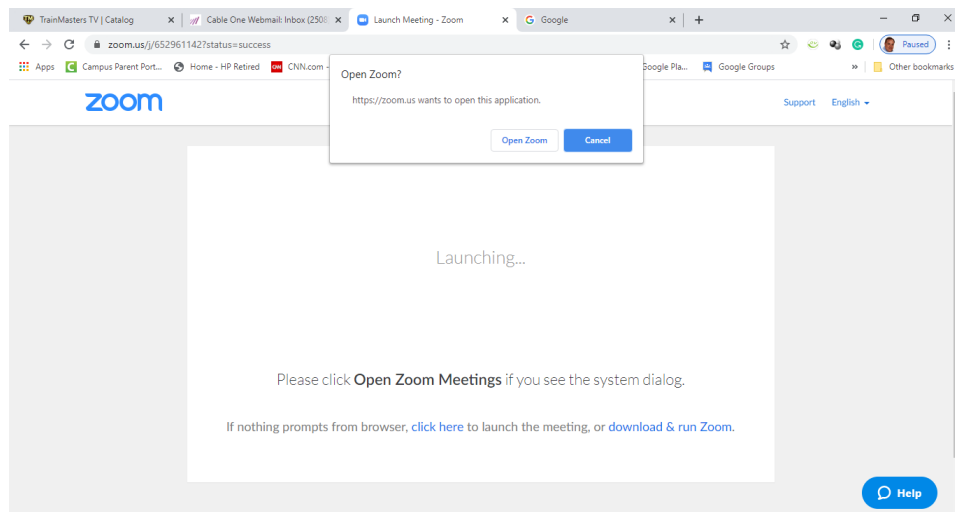
On the next screen you can opt-out of the cookie info sharing.



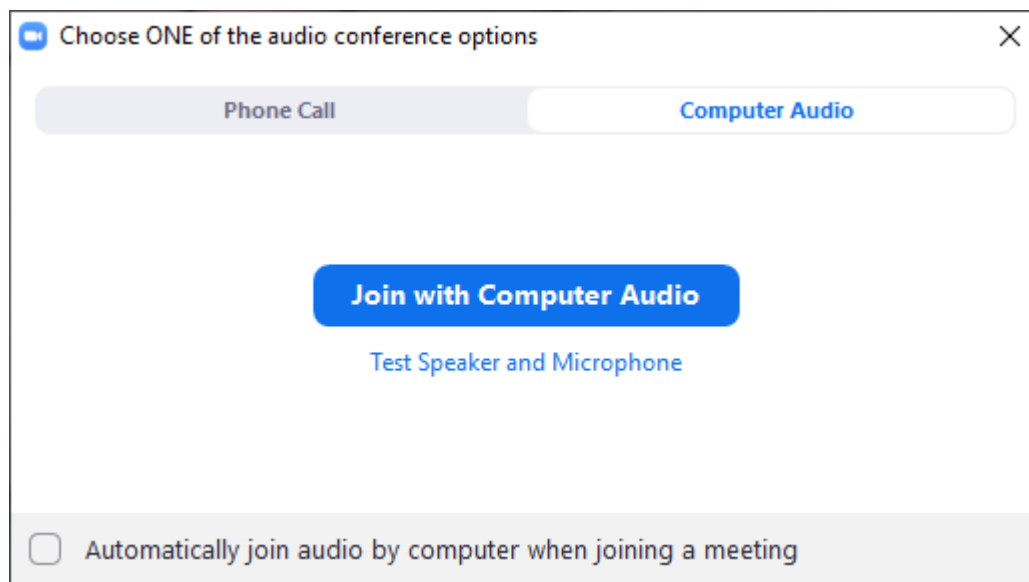
The Zoom app should auto download, if not click the download here link. Once it is downloaded click on the exe



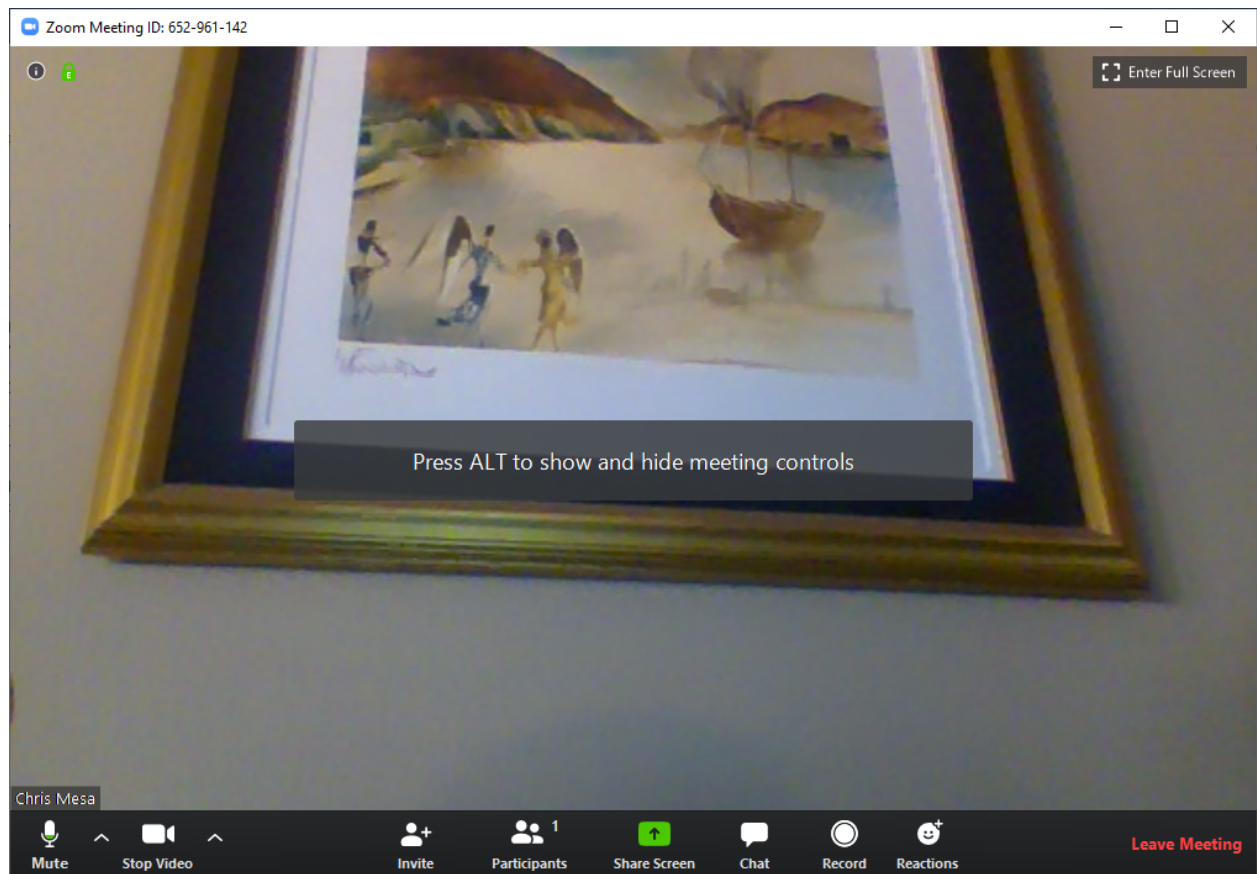
After zoom installs or if you already have zoom installed you will be asked to open Zoom (Press the open Zoom Button).



You will then be asked what audio you are using this is a good time to test your audio.



Once you have configured your audio, you will join the meeting



If anyone has question they can send me an email at [cmesa57@gmail.com](mailto:cmesa57@gmail.com) to help with any setup.